



COMPACT DESIGN
BIG PERFORMANCE

EN

G2200E

STANDARD / X-TRA



GiANT[®]
BY TOBROCO

WWW.TOBROCO-GIANT.COM



G2200E

STANDARD / X-TRA



DISTINCTIVE POWER

The G2200E and G2200E X-TRA are 2.2 tonne wheel loaders and the first electrical machines produced by TOBROCO-GIANT. These 2.2 tonne wheel loaders combine the best of both worlds with the advantages of an articulated loader and virtually silent operation with zero emissions. This makes the compact loaders ideal for indoor use applications or construction sites in urban areas.

TOBROCO-GIANT has the G2200E models completely in-house management developed and only works with the best components from suppliers such as Jungheinrich, Bosch Rexroth, Comer and Hydac. For high reliability and maximum use of the machines, all parts are extensively tested under harsh conditions. This results in a proven reliability. Low running costs and a high residual value.

TYPES	G2200E	G2200E X-TRA
Service weight ¹	2.200 kg	2.200 kg
Lifting capacity	1.650 kg	2.200 kg
Tipping load	1.450 kg	2.054 kg
Lifting height	2.825 mm	2.450 mm
Length without bucket	2.975 mm	3.054 mm
Width	1.080 mm	1.080 mm
Machine height	2.300 mm	2.300 mm

¹ Measured with standard version and earthbucket.

STRONG

PROPERTIES



- 1. WORKING COMFORTABLY** - A spacious and comfortable working environment
- 2. WORK SAFELY** - The cabin and safety roof are ROPS/FOPS certified on international standard.
- 3. LITHIUM IRON PHOSPHATE BATTERY** - A safe and efficient lithium iron phosphate battery has been chosen for these machines. This battery contains the new lithium technology.
- 4. MAINTENANCE** - Due to the maintenance-free battery and electric motors, the maintenance intensity of these machines is lower compared to fuel-driven machines.
- 5. MANEUVERABILITY AND STABILITY** - The articulated pendulum system ensures maneuverability and stability.
- 6. MULTIFUNCTIONAL** - Switch attachments easily and adapt the machine to your activities.
- 7. POWERFUL & PRODUCTIVE** - Equipped with 2 independent electric motors for a optimal and efficient system.
- 8. SILENT OPERATION** - Ideal for working in quiet areas to avoid noise pollution.
- 9. SPEED** - 3 driving modes for precise work to be carried out. (0-4.5 km/h, 0-12 km/h, 0-18 km/h).
- 10. COMPACT DESIGN** - The compact design of the G2200E makes it possible to work in places with limited space.

TOP PERFORMANCE



“We see a big financial gain from owning electrical machines.”

- Michael Niemann, Buus Landscaping

EXCEPTIONAL PERFORMANCE

The G2200E is equivalent to the diesel models in terms of power, compact dimensions and manoeuvrability. At the same time, the G2200E does its job emission-free and silent. Properties that people and animals long for.

The G2200E loaders are standard equipped with a 48V lithium-ion battery and two separate electric motors, 6.5 kW for the drive and 12 kW for the working hydraulics. The 6-ton axles and four-wheel drive give the machines a pulling force of 12,500 N, so that there is always enough ability. The two independent electric motors make the machine more efficient to operate.



G2200E X-TRA

ACCURATE TASKS

Three speeds can be selected to perform tasks to be performed accurately. In ECO mode, the machines a top speed of 5 km/h, the standard mode offers a top speed of 12 km/h and the Full Power mode is the fastest setting of the machine with a top speed of 18 km/h.

With a lifting height of 2.85 meters and a capacity of 1,650 kg, the G2200E can be used perfectly when height is important. The G2200E X-TRA has a lifting capacity of 2,200 kg, a lifting height of 2.45 meters and has been specially developed for extreme heavy work and work in construction and earthmoving.



G2200E

COMPACT DESIGN



G2200E

CHARGING WHEN IT SUITS

TOBROCO-GIANT's lithium iron phosphate batteries score higher than traditional lead-based batteries with their performance, fast charging times and the fact that the batteries last up to three times longer. The G2200E X-TRA can be equipped with a 60A built-in charger, which uses a standard 230V power supply. In addition, customers can opt for an external charger. These chargers are available in 150A and 300A, making it possible to charge a battery for 50% within 30 minutes.

LITHIUM IRON PHOSPHATE BATTERY

TOBROCO-GIANT only offers high quality LFP (Lithium Iron Phosphate) batteries. These batteries have, among other things, the properties to recharge a lot of energy in a short time and have the highest degree of safety compared to NMC and lead-containing batteries. TOBROCO-GIANT offers three lithium iron phosphate batteries with a capacity of 260 Ah, 390 Ah or 520 Ah. Dependent of the choice, one battery charge is sufficient to operate under normal conditions to work 4, 6 or 8 hours. So there is more than enough energy to work all day long.

STABILITY AND MANEUVERABILITY

The articulated pendulum system gives the G2200E a lot of stability and agility. The system ensures that all four the wheels remain on the ground, even when working on uneven terrain. This makes it not only safe to work, but in addition, there is always sufficient traction.

“Within five minutes we were convinced of the G2200E X-TRA. The machine is powerful because you have the power available immediately. By the three different driving modes, it is always possible to work precisely. In addition, the machine lifts simply a pallet of vowels.”

- Jeroen Hup, Hup Paving

SAFE AND COMFORTABLE TO WORK



The machines are standard equipped with a safety roof and can optionally be equipped with a folding safety roof or full-option cabin. The G2200E's spacious and accessible cab is designed for optimal ease of use. The steering column is adjustable in height and depth and equipped with an LCD screen where all necessary information can be read easily. While using the multifunction joystick, the operator can position his arm on an ergonomically shaped armrest. Important buttons are within easy reach on and next to the joystick.



360° all-round view, from the cab

The G2200E machines have been extensively tested for safety by an independent body and internationally certified on the field of ROPS/FOPS security. The operator's central position and the use of narrow stiles and a skylight provide 360-degree visibility around and on the implement. This ensures that work is carried out efficiently and safely.




ELECTRONIC CONTROL

Information regarding the battery level, energy consumption, power and other indicators can be read from the dashboard so that this important data is always visible during work.

ATTACHMENTS

500+ attachments

Our attachments are developed entirely in-house so that they deliver the best results when working on our machines. TOBROCO-GIANT offers more than 500 different attachments so your machine can be used all year long. By choosing the right attachment it is possible to adjust your GIANT to working conditions for agricultural purposes, construction, material handling, private use and many other areas of application. Get every job done with just one machine!



HYDRAULIC QUICK COUPLER

The G2200E models are standard equipped with a hydraulic quick coupler as a standard. This makes it possible to change attachments safely and within seconds.

MOUNTING SYSTEMS


TOBROCO-GIANT offers a wide range of mounting systems, enabling you to use the attachment that you already have.



SECTORS

One machine for every job



 INFRASTRUCTURE



 AGRICULTURAL




 CONSTRUCTION & DEMOLITION



 EQUINE INDUSTRY



 FORESTRY




 GOVERNMENT & MUNICIPALITIES



 MATERIAL HANDLING




 NURSERIES



 WINTER SERVICE



 LANDSCAPING & GROUND CARE

SPECIFICATIONS

TECHNICAL DATA

TYPE	G2200E	G2200E X-TRA
Service weight ¹	2.200 kg	2.200 kg
Lifting capacity	1.650 kg	2.200 kg
Tipping load ²	1.450 kg	2.054 kg

DIMENSIONS AND SPEED

Lifting height ²	2.825 mm	2.450 mm
Length without bucket	2.975 mm	3.054 mm
Machine height ³	2.300 mm	2.300 mm
Width on standard tyres	1.080 mm	
Standard tyres	10.0/75x15.3 AS	
Travel speed	Drive mode 1: 0 - 4,5 km/h Drive mode 2: 0 - 12 km/h Drive mode 3: 0 - 18 km/h	

STANDARD BATTERY

LFP-Battery (Lithium Iron Phosphate)	13,3 kW / 260 Ah / 48V (195 kg)	
Charger (on board)	230V / 40A	
Battery charging time	6 to 7 hours	

RIJAANDRIJVING

Electric motor	6,5 kW	
Energy recovery	Automatic battery charging, e.g. while braking	
Type	Electric four-wheel drive with cardan shaft	
Differential	Limited slip on both axles	
Drum brakes	12.500 N	
Hill-Hold control	Automatic brake roll back on slope	
Parking brake	Electronic brake on the electric motor	

WORKING HYDRAULICS

Electric motor	12 kW	
Working hydraulics	35 ltr/min (170 bar)	

STANDARD MACHINE FEATURES

TYPE	G2200E	G2200E X-TRA
GIANT standard quick-change system (hydraulic lock)	Std	Std
Double acting hydraulic function on lift arm (mechanically operated)	Std	Std
ROPS/FOPS safety roof incl. safety doors left and right	Std	Std
Hydraulic servicebrake on 4 wheels	Std	Std
Luxury suspension seat with seat belt, armrest and back extension	Std	Std
Anti-theft protection with access code (not certified)	Std	Std
Towing hook at the back	Std	Std
Working light (LED) front, on lifting arm	Std	Std

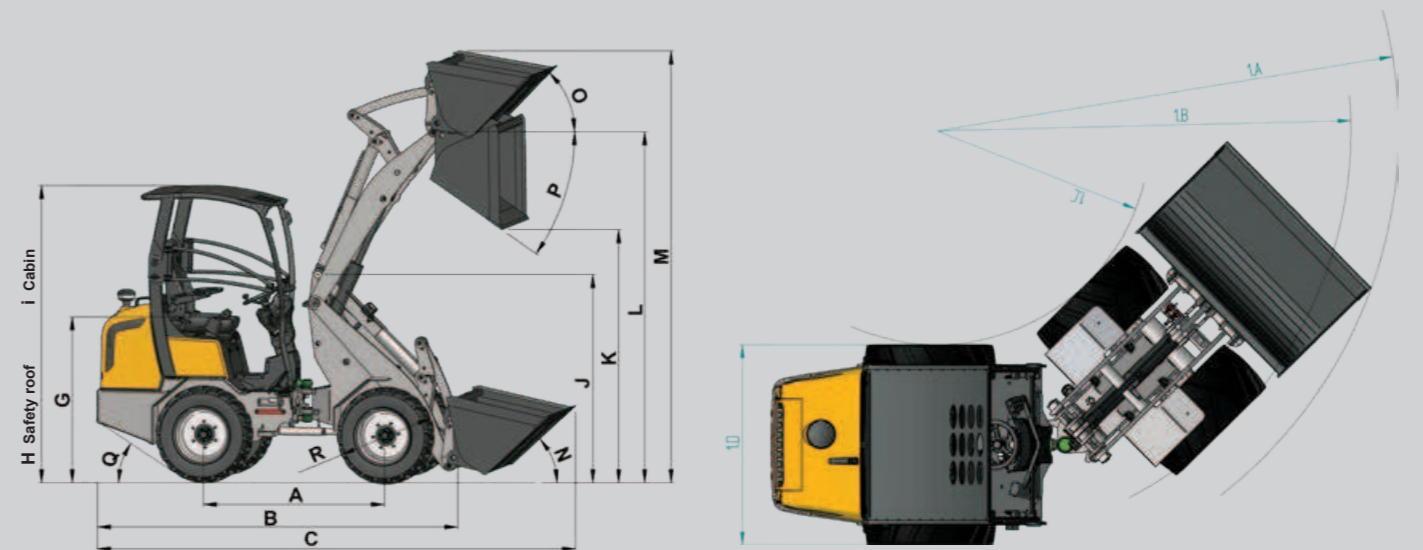
¹ Measured with earthbucket

² Measured with hinge point in straight position on standard tyres

³ Measured on standard tyres with safety roof

MEASUREMENTS

	UNIT	G2200E	G2200E X-TRA
A Wheelbase	mm	1.515	1.580
B Total length	mm	2.975	3.054
C Length with bucket	mm	3.690	3.830
G Seat height	mm	1.256	1.256
H Max. height with safety roof	mm	2.300	2.300
I Max. height with cabin	mm	2.284	2.284
J Height front frame	mm	1.480	1.250
K Max. dumping height	mm	1.988	1.680
L Lifting height	mm	2.825	2.450
M Height with bucket	mm	3.392	3.040
N Rollback angle on the ground	graden	43	41
O Rollback angle at max. lift height	graden	53	46
P Uitkiephoek bak boven	graden	47	37
Q Drive-up angle	graden	29	29
R Outer size of tyres	ø mm	760	760
1A Turning radius with bucket	mm	2.599	2.650
1B Turning radius on outer edge	mm	2.292	2.342
1C Inner turning radius	mm	1.179	1.230
1D Width on standard tyres	mm	1.080	1.080



TIPPING LOADS

	G2200E	G2200E X-TRA
S	1.500 kg	1.935 kg
T	1.390 kg	1.775 kg
U	1.080 kg	1.330 kg
V	845 kg	1.010 kg
W	2.360 kg	2.495 kg
X	1.645 kg	1.725 kg
Y	1.175 kg	1.230 kg



Measured with GIANT hitch, The above values may deviate for other types of hitches.

AVAILABLE OPTIONS

	G2200E	G2200E X-TRA
BATTERY		
LFP-battery (Lithium Iron Phosphate), 20,0 kW / 390 Ah, 48V (375 kg)	0	0
LFP-battery (Lithium Iron Phosphate), 26,6 kW / 520 Ah, 48V (375 kg)	0	0
CHARGER		
Charger (on board), 230V / 60A (battery charging time 260 Ah: 4 hours)	0	0
High-Frequency-Charger (separate external charger) IP54, 48V / 150A (charging time 260 Ah: 3 hours)	0	0
High-Frequency-Charger (separate external charger) IP54, 48V / 300A (charging time 260Ah: 1,5 hours)	0	0
Adapter cable Type 2-16A, 5m	0	0
SAFETY ROOF / CABIN		
ROPS/FOPS safety roof deluxe incl. safety doors, side mirrors, 2 working lights (LED) front and 2 rear	0	0
ROPS/FOPS foldable safety roof incl. safety doors (clearance height with folded safety roof: 1.950 mm)	0	0
ROPS/FOPS foldable safety roof deluxe incl. safety doors (L+R), 2 side mirrors, 2 working lights (LED) front and 2 rear	0	0
ROPS/FOPS cabin	0	0
DAB+ radio and speakers (Bluetooth and USB 2.0 connection)	0	0
Cabin mat	0	0
Mechanical suspension seat with seat heating incl. seat belt and armrests	0	0
Air-suspended seat incl. seat belt and armrests	0	0
Air-suspended seat with seat heating incl. seat belt and armrests	0	0
Side mirrors (L+R)	0	0
HYDRAULIC CONNECTIONS ON LIFT ARM		
Transport lock	0	0
Hose break protection on lifting and top cylinder	0	0
1x double-acting hydraulic function, proportionally controlled in joystick with memory function	0	0
1x additional double-acting hydraulic function, mechanically operated	0	0
1x extra double-acting hydraulic function, proportionally controlled in joystick with memory function	0	0
2x extra double-acting hydraulic function, proportionally controlled in joystick with memory function	0	0
Leakage oil connection	0	0
Free return	0	0
ELECTRICS / LIGHTING		
Switched 12 Volt connection, 3 pole on lifting arm	0	0
Switched 12 Volt connection, 3 pole in cabin	0	0
Plug socket trailer 13-pin, rear incl. heavier 12V converter (max. 300W)	0	0
Additional work light (LED) for lifting arm	0	0
Additional work light (LED) for safety roof (max. 2 pieces)	0	0
Additional work light (LED) at the back, behind the seat or on the safety roof (max. 2 pieces)	0	0
Beacon (LED) on safety roof	0	0
Verkeersverlichting (LED)	0	0
License plate holder with lighting (LED)	0	0
OTHER OPTIONS		
Machine in RAL company color	0	0
Reversing signal	0	0
Mudguard wideners	0	0
towing hook + towing ball)	0	0
Counterweight (40kg) under frame (max. 2 pieces)	0	0
Different hitch	0	0
Lifting suspension	0	0
Document box	0	0
Panolin HLP Synth 46 biodegradable hydraulic fluid	0	0
Road specification (ask your dealer for details)	0	0

MAINTENANCE & SERVICE

MAINTENANCE



The G2200E models are easy to maintain because service points are easy to access. Hydraulic system and battery are freely accessible via the easy-to-use open service valves. This ensures that daily checks and maintenance can be carried out quickly and safely way can be performed.

GENUINE GIANT PARTS



The usage of genuine GIANT parts ensures reliable, efficient and safe operation of your machine. We only use the best quality components and test them severely before we introduce a new model. All these parts are vital for the best possible performance and minimising downtime. Keeping your GIANT 100% original saves money for the owner because of reduced maintenance costs and results in a higher resale value once the machine is resold.

SERVICE & SUPPORT



At TOBROCO-GIANT we offer support, service and high quality parts to protect the investment that you have made in GIANT machinery. Together with our dealers we are available to make sure that your machine performs in the best possible way. This increases your productivity and will result in an even better return on your investment.

TRAINING



At TOBROCO-GIANT we know all the details about our machines. That is why we offer an extensive training program to our dealers. Not only on the newest features or attachments, but also on how to service a machine to the highest standards.

Quality - Growth - Innovation - Integrity -
Customer Oriented - Enterprising

*“Developed in
The Netherlands, built for
the world”*



Within 25 years, TOBROCO-GIANT has grown into a global player in compact machines with one of the broadest portfolios in the industry. The wide range of implements ensures that all work can be carried out with one machine. This means that GIANT machines can be used all year round for all kinds of work.

In a modern factory in the Netherlands, machines and attachments are developed and produced in-house. By using the most modern technology, ensuring continuous innovation and applying the best components from Kubota, Bosch Rexroth and Comer, GIANT machines and attachments are produced with the greatest care and quality.

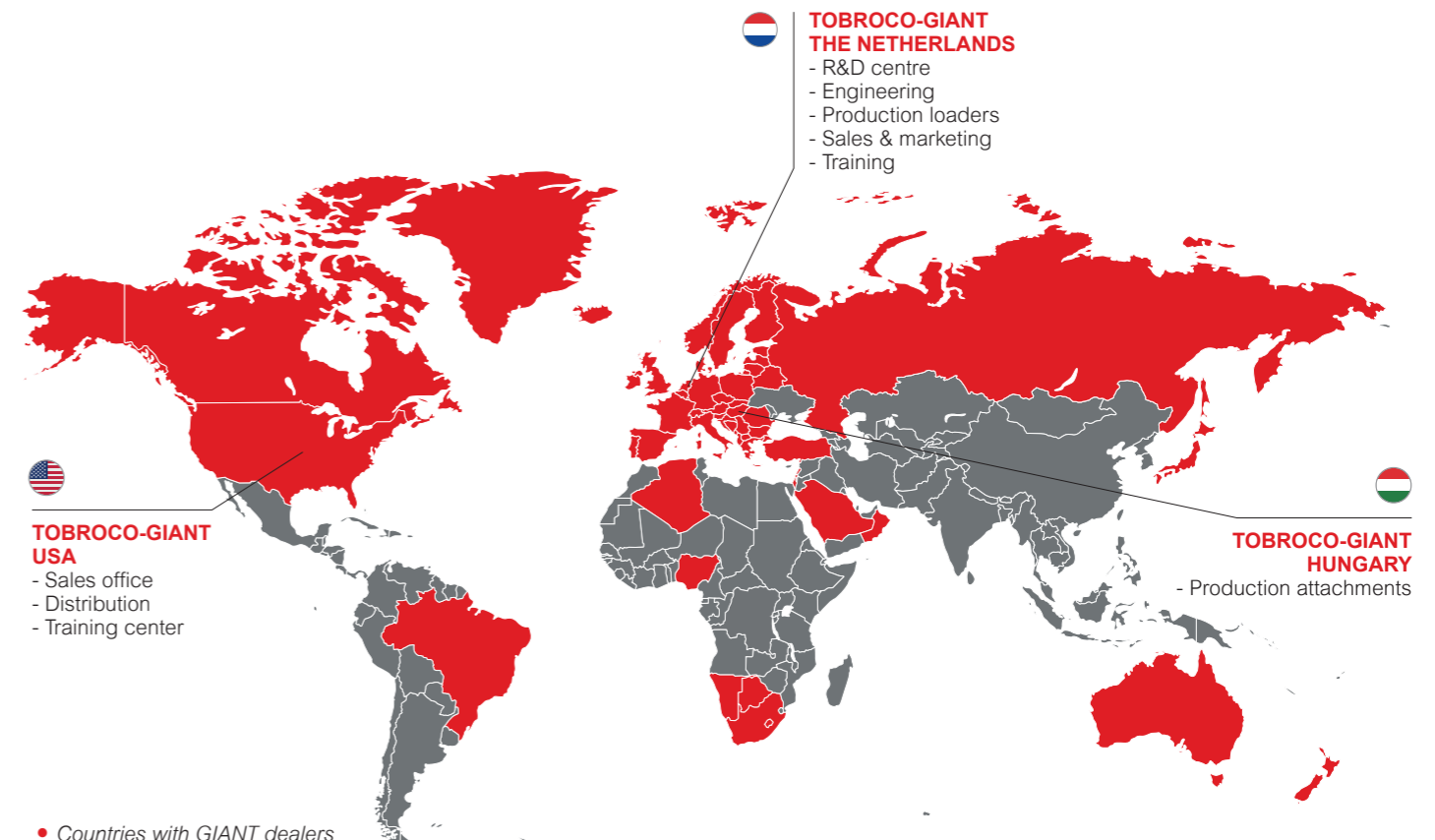

Every day, the team of more than 500 employees in the Netherlands, Hungary and America focuses with passion and enthusiasm on complete customer satisfaction.

THE FUTURE IS ELECTRIC

The demand for compact electrical equipment is an unstoppable trend. With Jungheinrich, TOBROCO-GIANT has found a global and reliable partner with expertise when it comes to developing electrical machines. Everything is aimed at developing an electric version of each GIANT along to the diesel version in the long term.

DEALER NETWORK

With a large network of dedicated dealers we like to be close to our customers to provide the machines, service and parts that you demand. All dealers are supported by a team of experts from the head office of TOBROCO-GIANT in Oisterwijk, The Netherlands.



ALL MODELS

TOBROCO-GIANT has been manufacturing high-quality GIANT machines and attachments since 1996 when we opened our first factory in The Netherlands. Today, TOBROCO-GIANT offers one of the broadest product portfolios in the business with 35 different models sold in 60 countries. In addition to machines with motors from 20 hp to 76 hp, TOBROCO-GIANT also supplies electrical machines and a complete line of compaction machines. TOBROCO-GIANT grows into a full-liner in compact and durable equipment.



SK212G
SK202D
SK252D



G1100 (TELE)
G1200 (TELE)



G1500 (X-TRA)



G2200E (X-TRA) 




G2300 (X-TRA) HD



G2500 (X-TRA) HD



G2700 (X-TRA) HD
G2700 (X-TRA) HD+
G2700E (X-TRA) 



G3500 (X-TRA / TELE)



G5000 (X-TRA / TELE)



GT5048



VIBRATORY PLATES
E-VIBRATORY PLATES 



VIBRATORY RAMMERS
E-VIBRATORY RAMMERS 



REVERSIBLE VIBRATORY PLATES
E-REVERSIBLE VIBRATORY PLATES 

 Electric



GIANT[®]
BY TOBROCO

TOBROCO-GIANT

Sprendlingenstraat 57, 5061 KM Oosterwijk (The Netherlands)

Tel.: +31 (0)13-5211212 | Fax: +31 (0)13-5234045

Internet: www.tobroco-giant.com | E-Mail: info@tobroco-giant.com

Artikelnummer en versienummer:
P00132200EENG V122



CONNECT WITH US

All technical data in this brochure refer to under Central European operating conditions tested series models and describe the standard functions. Specifications and their modes of operation, as well as accessories, depend on the model and the options of the product, as well as country-specific regulations in the country of sale. Images may show non-listed or non-standard available products. The descriptions, illustrations, weights and technical data are not binding and are in accordance with the state of the art at the time of going to press. Changes in the design, equipment, optics and technology are due to the continuous development of its products without prior notice. Do you need special functions which are only available through the use of additional components and / or under special circumstances, please contact us! We will be happy to answer your questions and let you know whether and under what conditions regarding the product and the environmental conditions special functions are realizable. When doubts about the capacity or the performance of our products under special circumstances, we recommend to perform under controlled conditions. Testing activities despite the utmost care, we cannot rule out deviations from illustrations or dimensions, calculation errors, misprints or omissions in this brochure. We therefore accept no liability for the correctness and completeness of the information contained in this brochure. As part of our General Terms and Conditions, we guarantee the proper functioning of our products. Furthermore Linear guarantees we provide in principle. A further liability than outlined in our Terms and Conditions is excluded.

